





Ridgeview

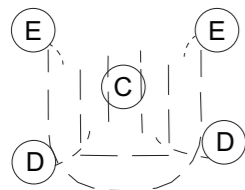
Easements

- S— Sewer main & access chamber
-  Retaining wall
- C Easement for padmount/electrical substation
- D Restriction on the use of land
- E Restriction on the use of land

Key

-  Ridgeview Stage 42
-  Future Development
-  BAL Affected

Substation Detail



Disclaimer

This is a sales plan only. The dimensions, areas, easements and other details shown on this plan are approximate only and are subject to field survey and the final approvals of Camden Council and servicing authorities.

Purchasers should refer to the registered plan of subdivision for final dimensions and other details. Purchasers should examine the full range of easements & restrictions set out in the 88B instrument accompanying the linen plan.

BAL (Bushfire Attack Level) affected lots are subject to building construction standard AS3959-2009 "Construction of buildings in bushfire print lands". Position of BAL is indicative only.



SPRING FARM



RIVERSIDE

Prestige. Picturesque. Perfect.

